

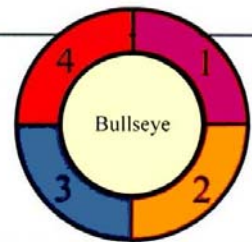
PREPARE. COMPARE. INTERPRET.

Bullseye System Makes In-Office Identification And Treatment Of Urine Infections As Easy As...

1-2-3



Office personnel can obtain accurate, reliable results without special training. Just follow the numbers and colors of HealthLink's Bullseye Urine Culture System. Simple matching makes results easy to read.



1. PREPARE

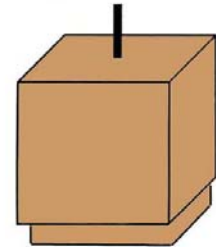
Dip loop into urine



*Inoculate the plate **



Drop Sensitivity Discs



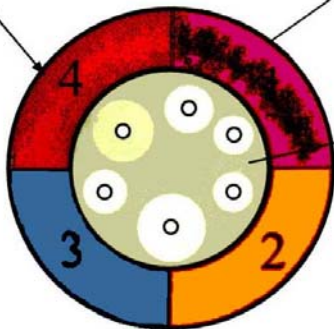
** Starting with agar no. 4, streak the urine down the center of the agar lengthwise and then zigzag back and forth across the initial streak to spread out the inoculum. Repeat this process on the remaining outside agars. Use a swab to inoculate the center Mueller Hinton section, streaking completely from top to bottom.*

Incubate 18-24 Hours @ 37°C

2. COMPARE

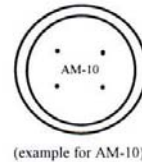
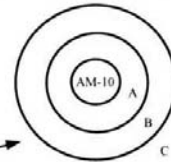
Bacterial growth

Zone of inhibition



After the incubation period, compare the plate to the color wall chart for ease in identification of the pathogen as well as colony count.


3. INTERPRET



(example for AM-10)

Place the Zone Overlay Sheet under the bottom of the Bullseye Mueller Hinton section (center). Align the 4 dots on the zone overlay with the proper disc on the plate and interpret zone sizes as follows: (based on standard inoculum)

- A) Resistant - zone inside inner circle
- B) Intermediate - zone inside outer circle
- C) Sensitive - outside outer circle



Place the antibiotic disc on the circle and record millimeter interpretation at point where circle of growth begins.

* Outer sections are numbered and agars change color.

FEATURES

* Company founded in 1976

* Large center section of Mueller Hinton agar. Free Zone Overlay upon request!

* Disposable, calibrated loops included

* Freeze-dried bacteria provided with Intropak for quality control/staff training

* Complete system (plates, loops, report pads, full-color wall chart, zone overlay).

* Able to provide accurate colony counts

BENEFITS

* Accurate, reliable results in 24-48 hrs; saves time & money

* Identify bacteria by following color and number wall chart. Current staff can perform tests.

* Eliminates sensitivity testing guesswork. Choice of effective antibiotic made easy.

* Culture and identify known organisms before testing patient specimens if desired.

* Over 1 decade of experience in physician office microbiology



Distributed By:

Southeast Vetlab Supply

18131 S.W. 98th Court
Miami, FL 33157-5509

305-253-1848 800-330-1522
Fax 305-232-8421